



LEDTEC

600W LTC AREA LIGHT

TECHNICAL DATA SHEET

The LTC area light delivers a high output to deliver safe and brilliant lighting to sports and public areas. Smart built and versatile, it delivers outstanding uniformity and efficiency. With multiple asymmetric beam angle and mounting options, the LTC is the ideal fitting for your next sports project.

Areas for Application

- Tennis Courts
- Basketball Courts
- Netball Courts
- Outdoor Sports Courts
 - Carparks
- Public Spaces



8/94 Forsyth Street O'Connor WA, 6163

+61 (08) 6371 1780

sales@ledtec.com.au

www.ledtec.com.au

TECHNICAL SPECIFICATIONS

Product	
Model	LTC 600W
Luminaire Information	
Rated Power	600W
Operating Temperature Range	-40° ~ +50 ° c
Mounting Option	Post Top Mount Side Entry Mount Wall Mount Straight Arm Mount
Dimmable	Optional (Dali)
Electrical Characteristics	
Operating Voltage Range	AC 100-240v
Frequency Range	50-60Hz
Power Factor	>0.93
Control	Non Dimmable 1 - 10V Dimmable Photocell
Power Supply	Sosen
Driver Type	Constant Current
Surge Protection	6kV line - line 10kV Line-earth
Warranty	
Warranty	5 years

Material & Finish	
Ingress Protection Rating	IP66
Impact Rating	IK10
Material Composition (Body)	Aluminium alloy
Material Composition (Lens)	Polycarbonate
Finish	Power Coating
Fixture Colour	Bronze/Black
Weight & Packaging	
Packaging Dimensions	700 x 676 x 195mm
Luminaire Weight	18kg

Optical Characteristics	
Correlated Colour Temperature	5000k Standard (3000-6500K) optional
Colour Rendering Index	70Ra Standard
LED Type	LED 5050
LED Expected Lifespan	87,000 hrs
Light Efficacy	145lm/w
Luminous Flux	87,000lm
Effectected Projected Area	4.82ft ²
Beam Angle	Type II Type III Type IV

MOUNTING OPTIONS



POST TOP



SIDE ENTRY



WALL MOUNT

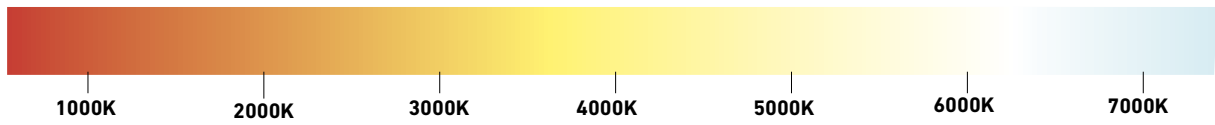


STRAIGHT ARM

COLOUR TEMPERATURES

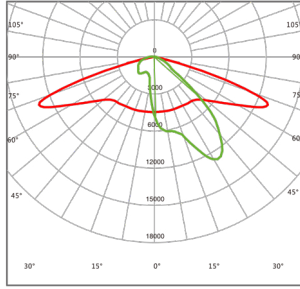
WARM WHITE
2700K - 3000K

COOL WHITE
5900K - 6500K

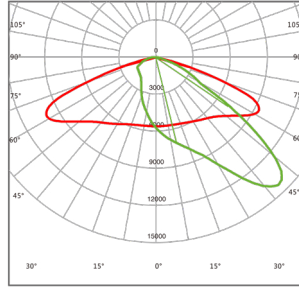


ILLUMINANCE AT DISTANCE

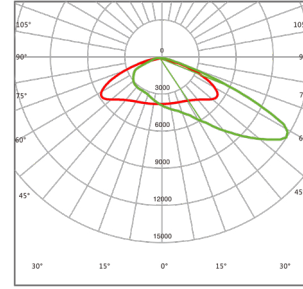
TYPE II



TYPE III

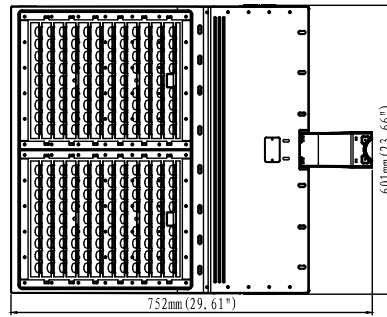
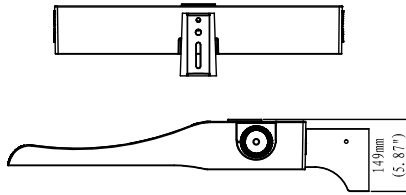


TYPE IV

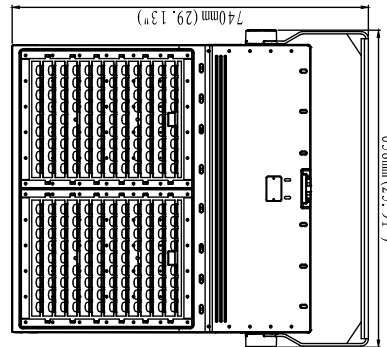
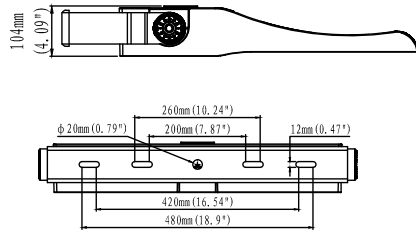


DIMENSIONS

STRAIGHT ARM MOUNT



WALL MOUNT



SLIPFITTER

