



LEDTEC

300W LTC AREA LIGHT

TECHNICAL DATA SHEET

The LTC area light delivers a high output to deliver safe and brilliant lighting to sports and public areas. Smart built and versatile, it delivers outstanding uniformity and efficiency. With multiple asymmetric beam angle and mounting options, the LTC is the ideal fitting for your next area or sport project.

Areas for Application

- Tennis Courts
- Basketball Courts
- Netball Courts
- Outdoor Sports Courts
 - Carparks
 - Public Spaces



8/94 Forsyth Street O'Connor WA, 6163

+61 (08) 6371 1780

sales@ledtec.com.au

www.ledtec.com.au

TECHNICAL SPECIFICATIONS

Product	
Model	LTC 300W

Material & Finish	
Ingress Protection Rating	IP66
Impact Rating	IK10
Material Composition (Body)	Aluminium alloy
Material Composition (Lens)	Polycarbonate
Finish	Power Coating
Fixture Colour	Bronze/Black

Weight & Packaging	
Packaging Dimensions	835 x 327 x 135mm
Luminaire Weight	8.4kg

Optical Characteristics	
Correlated Colour Temperature	5000k Standard (3000-6500K) optional
Colour Rendering Index	70Ra Standard
LED Type	LED 5050
LED Expected Lifespan	110,000 hrs
Light Efficacy	145lm/w
Luminous Flux	43,500lm
Beam Angle	Type II Type III Type IV

Warranty	
Warranty	5 years

Electrical Characteristics	
Operating Voltage Range	AC 100-240v
Frequency Range	50-60Hz
Power Factor	>0.93
Control	Non Dimmable 1 - 10V Dimmable Photocell
Power Supply	Sosen
Driver Type	Constant Current
Surge Protection	6kV line - line 10kV Line-earth

MOUNTING OPTIONS



POST TOP



SIDE ENTRY



WALL MOUNT

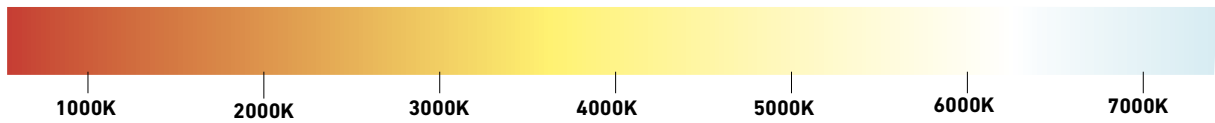


STRAIGHT ARM

COLOUR TEMPERATURES

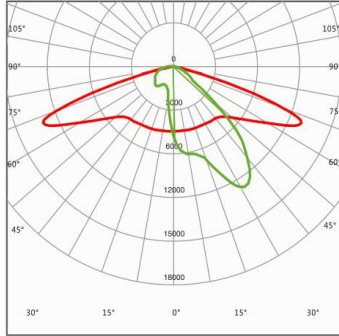
WARM WHITE
2700K - 3000K

COOL WHITE
5900K - 6500K

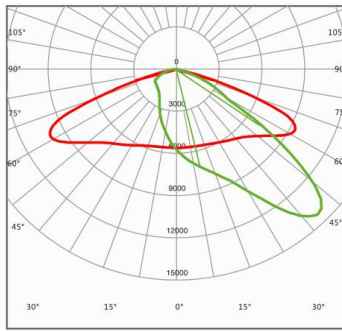


ILLUMINANCE AT DISTANCE

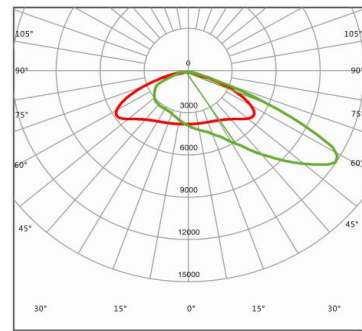
TYPE II



TYPE III

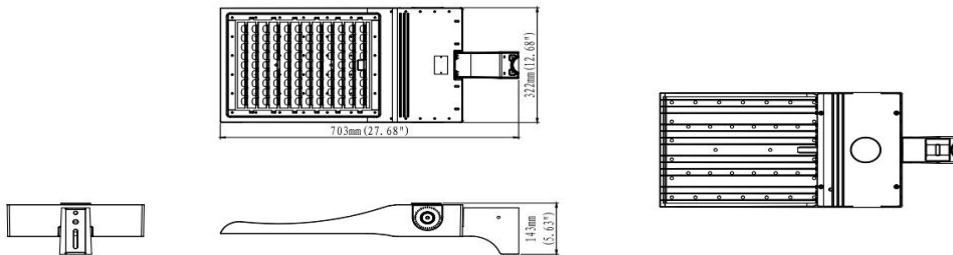


TYPE IV

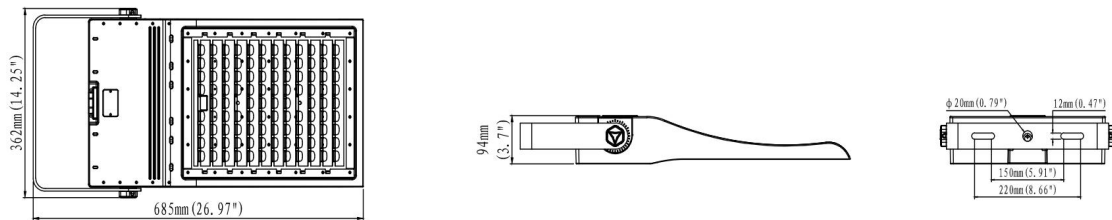


DIMENSIONS

STRAIGHT ARM MOUNT



WALL MOUNT



SLIPFITTER

