



LEDTEC

160W KHD HIGHBAY

TECHNICAL DATA SHEET

The KHD is an extremely robust LED high bay which, due to its high tempered glass lens and cold-forged pure aluminum alloy body, delivers superior heat performance enabling it to withstand an ambient temperature up to 60 degrees celsius. Featuring a high strength to weight ratio and precision optics, its designed for installation heights of 12 metres and above.

Areas for Application

- Warehouses
- Processing Plants
- Factories
- Retail Stores
- Sports Halls
- Public Spaces



8/94 Forsyth Street O'Connor WA, 6163

+61 (08) 6371 1780

sales@ledtec.com.au

www.ledtec.com.au

TECHNICAL SPECIFICATIONS

Product

Model	KHD 160W
-------	----------

Luminaire Information

Rated Power	160W
Operating Temperature Range	-40° ~ +60°c
Luminous Flux	19,500Lm
Fixture Installation	Chain Mount Hook Mount
Mounted Height	0-30m

Electrical Characteristics

Operating Voltage Range	AC 100-240V / 415VAC
Power Factor	>0.90
Operating Voltage Range	AC 90-305V
Input Current	0.7A/230VAC
Frequency Range	50-60Hz
Light Efficacy	115-130Lm/w
Driver Type	Mean Well

Optical Characteristics

Correlated Colour Temperature	5000k Standard (2700K - 6500K optional)
Colour Rendering Index	70Ra
LED Type	Samsung
LED Expected Lifespan	50,000 hrs
Beam Angle	Type E2: 90° Type E3: 120°

Material & Finish

Ingress Protection Rating	IP67
Ingress Protection Rating	IK08
Material Composition (Body)	Aluminium alloy
Material Composition (Driver Box)	Casting Aluminium
Material Composition (Lens)	Stalinite Glass
Material Composition (Bracket)	Hot Rolled Carbon Steel
Material Composition (Cable)	Polivinyll Chloride

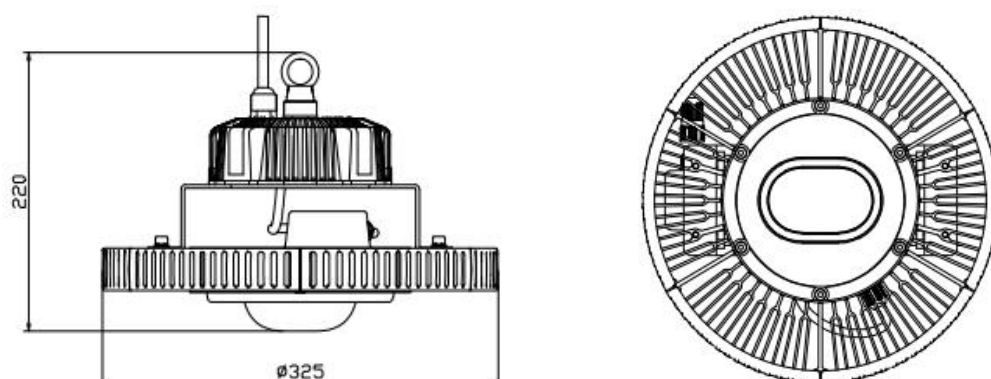
Weight & Packaging

Diameter	325x325mm
Weight	5kg

Warranty

Warranty	5 Years
----------	---------

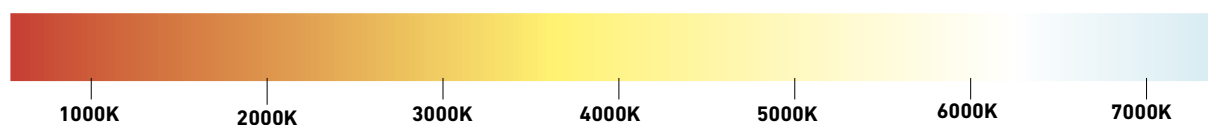
DIMENSIONS



COLOUR TEMPERATURES

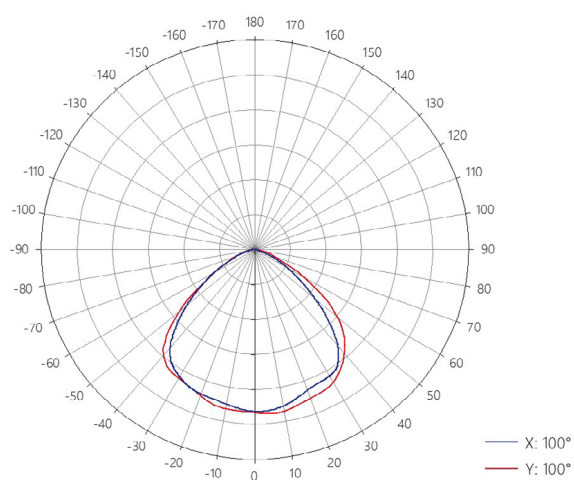
WARM WHITE
2700K - 3000K

COOL WHITE
5900K - 6500K



ILLUMINANCE AT DISTANCE

TYPE E2: 90°



TYPE E3: 120°

