



LEDTEC

650W KFS FLOODLIGHT

TECHNICAL DATA SHEET

Your sports fans and athletes will enjoy the extra comfort and improved viewing experience, while your communities will appreciate a striking reduction in light pollution delivered by the highly energy efficient KFS sports area light.

Areas for Application

- Stadiums
- Tennis Courts
- Football and Hockey Fields
- Outdoor Yard Work Spaces
 - Processing Plants
 - General Lighting
 - Public Work Spaces



8/94 Forsyth Street O'Connor WA, 6163

+61 (08) 6371 1780

sales@ledtec.com.au

www.ledtec.com.au

TECHNICAL SPECIFICATIONS

Product	
Model	KFS 650W
Luminaire Information	
Rated Power	650W
Operating Temperature Range	-40°C ~ +50°C
Windage Area	0.16m ²
UV Resistance	UV Resistance Coating
Fixture Installation	Bracket Mounting
Dimmable	Optional 0-10V PWM (DALI)

Electrical Characteristics	
Operating Voltage Range	AC 100-277V / 415CVAC
Frequency Range	47-63Hz
Power Factor	>0.90/230 VAC
Input Current	2.82A/230VAC
Efficiency	50-60Hz
Electrical Safety Class	Class I - Standard
Surge Protection	20KV Standard
Driver Type	Mean Well or Inventronics
Driver Installation	Remote or Built-In

Optical Characteristics	
Correlated Colour Temperature	5000k Standard (2700K - 6500K optional)
Colour Rendering Index	70Ra Standard (option 80Ra/90Ra)
LED Type	Seoul, Samsung or Cree
LED Expected Lifespan	50,000 - 70,000hrs
Luminous Flux	Measured by the luminaire
Type A: X13°, Y13°	87000lm
Type B: X30°, Y20°	89000lm
Type C: X50°, Y30°	89000lm
Type D: X110°, Y20°	87000lm
Type E: X100°, Y:30°	89000lm

Material & Finish	
Ingress Protection	IP67
Impact Rating	IK09
Material Composition (body)	Aluminium alloy & black powder coating
Material Composition (bracket)	Aluminium alloy & black powder coating (stainless steel optional)
Material Composition (optical)	Polycarbonate
Material Composition (cable)	Polyvinyl chloride

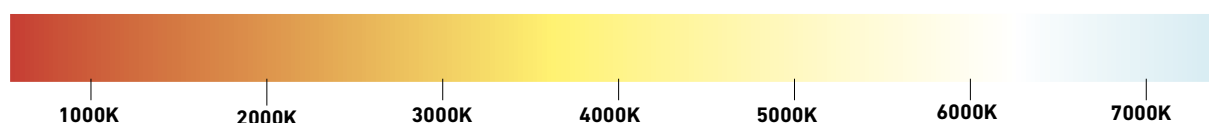
Weight & Packaging	
Packaging Dimensions (built-in driver)	580x387x270mm
Packaging Dimensions (remote driver)	520x387x241mm
Luminaire Weight (remote driver)	15.9kg
Luminaire Weight (built-in driver)	25kg
Driver Weight	10.9kg

Warranty	
Warranty	5 years

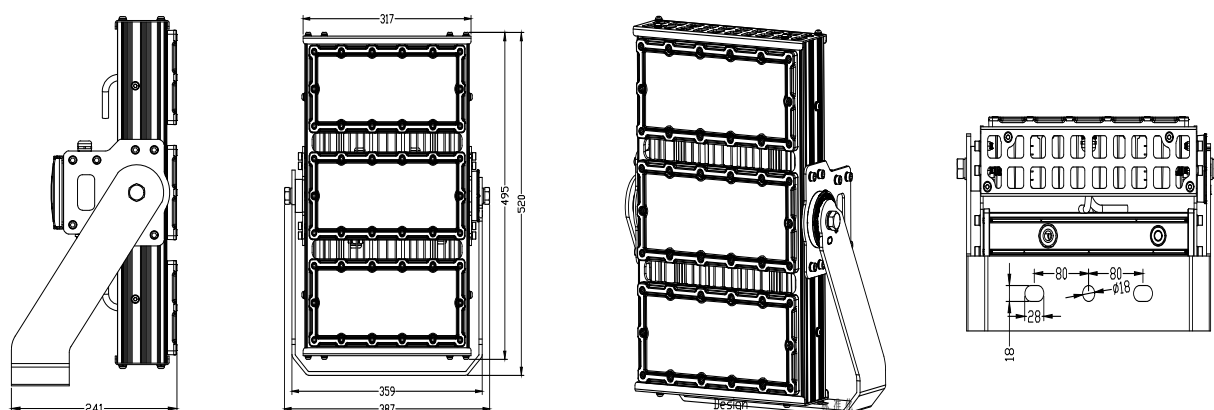
COLOUR TEMPERATURES

WARM WHITE
2700K - 3000K

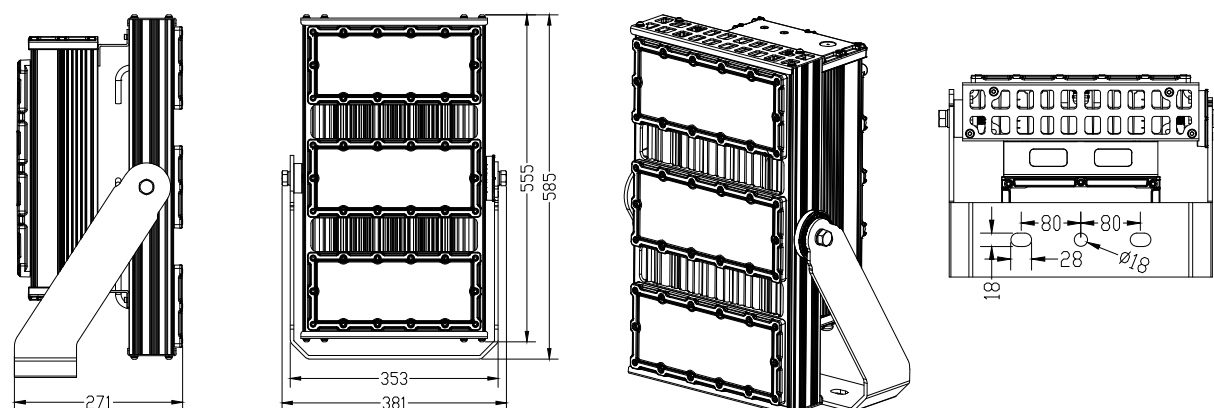
COOL WHITE
5900K - 6500K



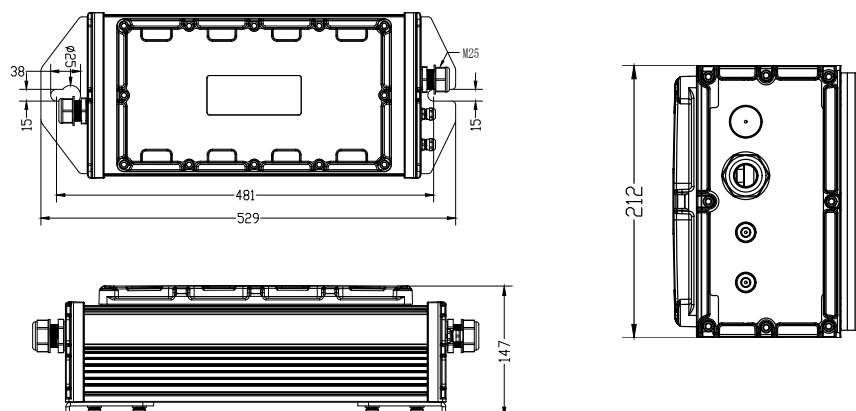
FLOODLIGHT WITH REMOTE DRIVER DIMENSIONS



FLOODLIGHT WITH INBUILT DRIVER DIMENSIONS

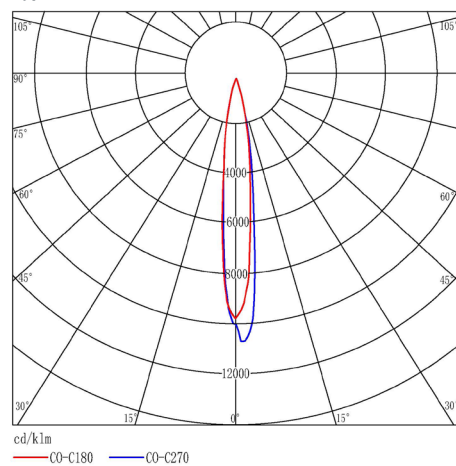


DRIVER BOX DIMENSIONS

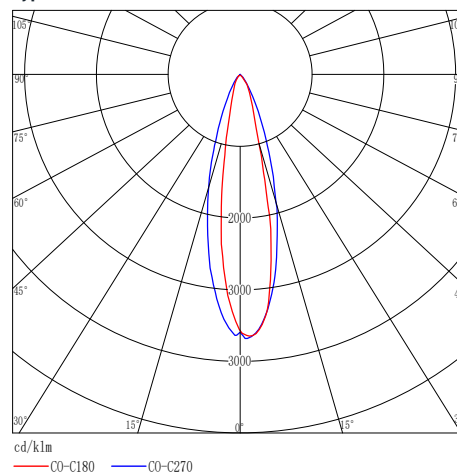


ILLUMINANCE AT DISTANCE

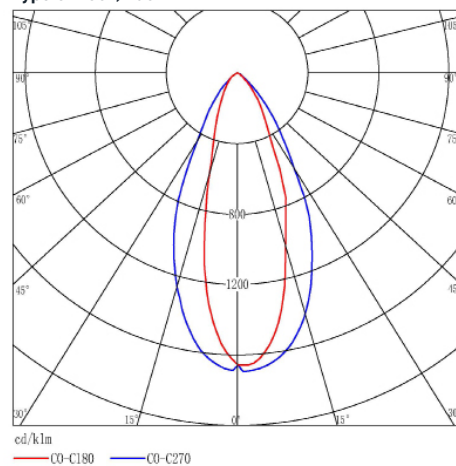
Type A: X13°, Y13°



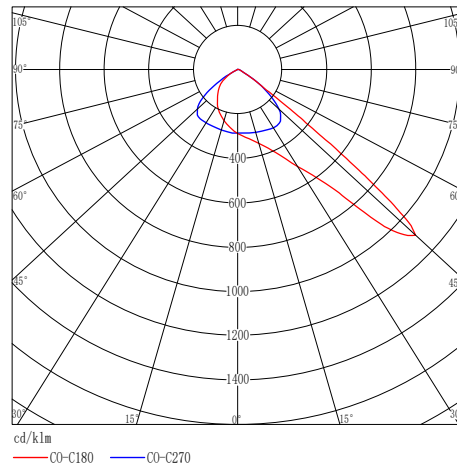
Type B: X30°, Y20°



Type C: X50°, Y30°



Type D: X110°, Y20°



Type E: X100°, Y30°

